



**3200-3300-3600-5000-5300-5500**

DISC MOWER CONDITIONERS

# WHEN FARMING MEANS BUSINESS

Realising the full potential of farming is about growing and developing your business, not only your crop or livestock, but also your profit. Improve productivity and profitability by focusing on the positives and minimising disadvantageous aspects, through strong, dedicated management.

Success springs from determination and clear targets, from laying down the appropriate strategy and allocating correct investments for the future. Quality results require the right ideas and equipment. When there is work to be done, you need the optimal setup and smart solutions that support you towards an easier, more profitable way of working. You need solutions that make tough and demanding conditions less complicated.






The iM Farming logo appears when the implement can be connected to our smart farming systems and accessories, essential for managing your business.



Accurately cut crops, mown at just the right time, is essential for quality forage.

## KVERNELAND CUTTERBAR WITH ROUND DISCS – BUILT TO WORK AS HARD AS YOU!



**Round discs**

are less susceptible to stone impacts.



**Fully welded cutterbar**

limiting risk of oil leakage.



**Low noise level**

due to specially tooled gear wheels.



**New hub design**

engineered for low power requirements.



**Integrated safety system**

Excellent driveline protection

Offering maximum strength for demand jobs, the Kverneland cutterbar is built to last. The durable welded cutterbar is designed with a focus on quality and demanding conditions with maximum uptime in mind. The round discs are specially chosen to operate in rough and demanding conditions.

### Designed for Outstanding Output

The Kverneland cutterbar has been *designed for hard work* and to lift your productivity. Several design features support this fact, including the well-established *round discs for a clean and aggressive cut and an extremely strong fully welded cutterbar* housing which eliminates oil leaks. Furthermore a high oil volume ensures excellent lubrication and cooling during operation. The gear wheels, with their unique rounded design, are tooled to perfection for *silent, yet reliable power transmission*.

*Round disc - specifically designed for stony and rough field conditions.*

### Durable Welded Cutterbar

The Kverneland cutterbar provides *increased uptime* with its fully welded design. It has been continuously refined during decades *promoting greater productivity*. The fully welded cutterbar with overlapping C-profiles makes for a very *rigid and strong design*, ensuring a very high level of durability. It is designed for years of hard work. The cutterbar has a high oil capacity, which ensures a very low working temperature. This provides an efficient oil cooling and lubrication of the whole cutterbar.



## KVERNELAND ROUND DISCS – A WINNING PERFORMANCE




### Round Discs – Outstanding Cut and Perfect Protection

The round discs have always been a known Kverneland hallmark. The unique circular design means that a constant distance is kept between the outer edges of the discs. **Stones are expelled immediately** before risking blockage, which reduces shock loads on the transmission to an absolute minimum. This in turn improves durability and maintenance substantially.

### The Low Noise Cutterbar


The Kverneland cutterbar is renowned by its **low noise level during operation**. This is thanks to specially tooled gear wheels with round design and long teeth for **efficient power transmission** – convenient during a long and busy working day. The long curved gear wheels run smoothly in oil and provide lots of power transmission with little slack. The risk of the gearwheels “catching” on the corners is minimised by the special Kverneland “round” design, which in turn reduces wear and noise.



Fully welded cutterbar with overlapping C-profiles for a very strong and stiff construction.



Low noise level thanks to specially tooled gear wheels with round design and long teeth for efficient power transmission.



Round discs will immediately reject foreign obstacles. Shock loads on the cutterbar are diminished.



Next generation Kverneland hubs provide more efficient transfer of power and reduced power consumption.

### Kverneland ProFit - For Quick Change of Knives

With the Kverneland ProFit quick knife change system, maintenance of the cutting ability is easy. The knives are changed by a simple operation using the special lever - delivered with the ProFit package. The lever is placed around the bolt, the spring is pushed down easily by turning the lever and the knife is ready to be replaced by a new one. Kverneland ProFit is designed for standard discs and can therefore be fitted on all existing cutterbars.



## KVERNELAND SEMISWING CONDITIONER

Efficient crop transfer - crop is efficiently lifted away from the cutterbar and moved along the conditioner plate, ensuring aggressive conditioning effect.

The very large dimension of the conditioner plate supports effective conditioning and uniform crop movement towards the rear of the machine.

The tine's swing design allows large obstacles to pass through without interfering with the rest of the conditioning process.

The full width conditioner allows for efficient crop conditioning and reduced fuel consumption.

The steel tines will stay in a fixed position during normal work, allowing for an aggressive conditioning effect.

Reduced wear and tear - no constant movement of conditioner tines - virtually no wear on brackets or tines.

Once in working position, the tine is locked by centrifugal force. This allows each tine to stay in its' full working position.



# THE CONDITIONER WITH A LITTLE MORE BITE!

## 1. Aggressive Conditioning – Minimum Blockages

The Kverneland SemiSwing tine conditioner is an aggressive full width conditioning system. When the rotor starts rotating, the SemiSwing tines will instantly move into their working position and **stay in a fixed position**. The angle and position of the SemiSwing tines ensure the best possible crop transport. The crop is moved away from the conditioner rotor and towards the conditioner plate. This results in a **reduced number of blockages** and full utilisation of the conditioner plate.

## 2. Excellent Tine Protection – No Maintenance

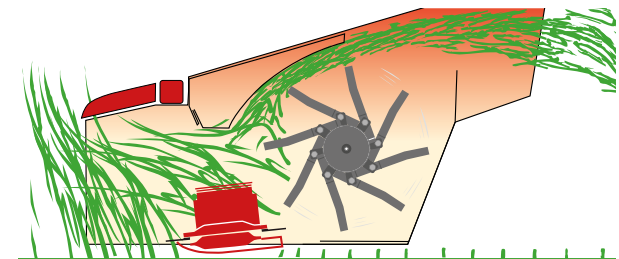
When encountering an obstacle, the SemiSwing steel tines are able to pivot backwards and let obstacles pass through. This allows **large obstacles (103mm) to pass** without breaking the tines. This simple system minimises down time and reduces the risk of broken tines in the crop.

*22kg of force is required to pivot each SemiSwing tine backwards.*

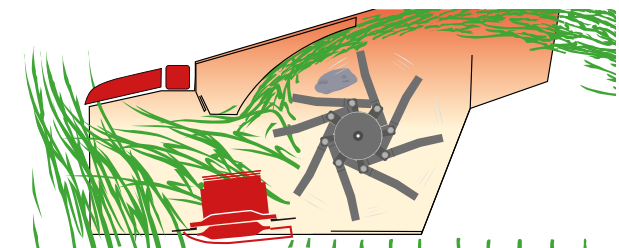
This means the tine will stay in a fixed position while conditioning crop. This design minimises the tines movement during rotation, allowing for virtually no wear and tear on the brackets while still providing a full conditioning effect.

## 3. What Makes SemiSwing Stand Out

Utilise centrifugal force is what makes the Kverneland SemiSwing conditioner stand out to other conditioning systems. It offers an aggressive conditioning effect while still offering excellent tine protection and **virtually no wear and tear**. SemiSwing tines, due to their restricted movement pattern, are designed to encapsulate part of the centrifugal force, and utilise it to keep the tine in position during rotation. The benefits are **no movement during rotation and full conditioning effect**.



During operation tines will stay in a fixed position, providing full conditioning with minimum wear.



It requires a force of 22kg on the tine to pivot the SemiSwing tine backwards.



Large design of conditioner plate for efficient conditioning effect.

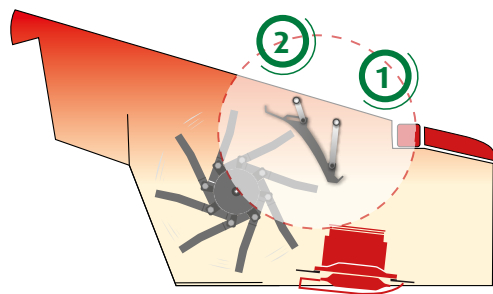
# MANAGE ALL CONDITIONS

Performance and maximum comfort. This concept combines both to meet the exact demands of any job in the field. On all 3300 and 53100 models the conditioner hood can be independently adjusted at both front and rear ends to customize the conditioner to crop intensity, for improved grass flow and power consumption.

## Dual Adjustment of Conditioner Hood

The front end (1) is adjusted separately to suit the crop intensity, even for massive crop, to avoid any blockages.

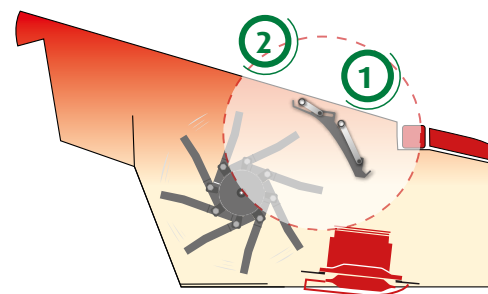
Rear end (2) is adjusted to ensure smooth and efficient crop flow into swaths or widespreading. Additionally this also sets the conditioning aggressiveness.



Front and rear end fully closed, for efficient conditioning in low crop conditions.

## Covers all Crop Conditions

The dual adjustment concept allows adaptation to differing crop conditions, whether high or low, heavy or thin. The correct setting is simply chosen, by adjusting two handles, done in seconds.



Front and rear end open, allowing unobstructed passage of massive amounts of crop.

## GENTLE ROLLER CONDITIONING - FOR FRAGILE CROP

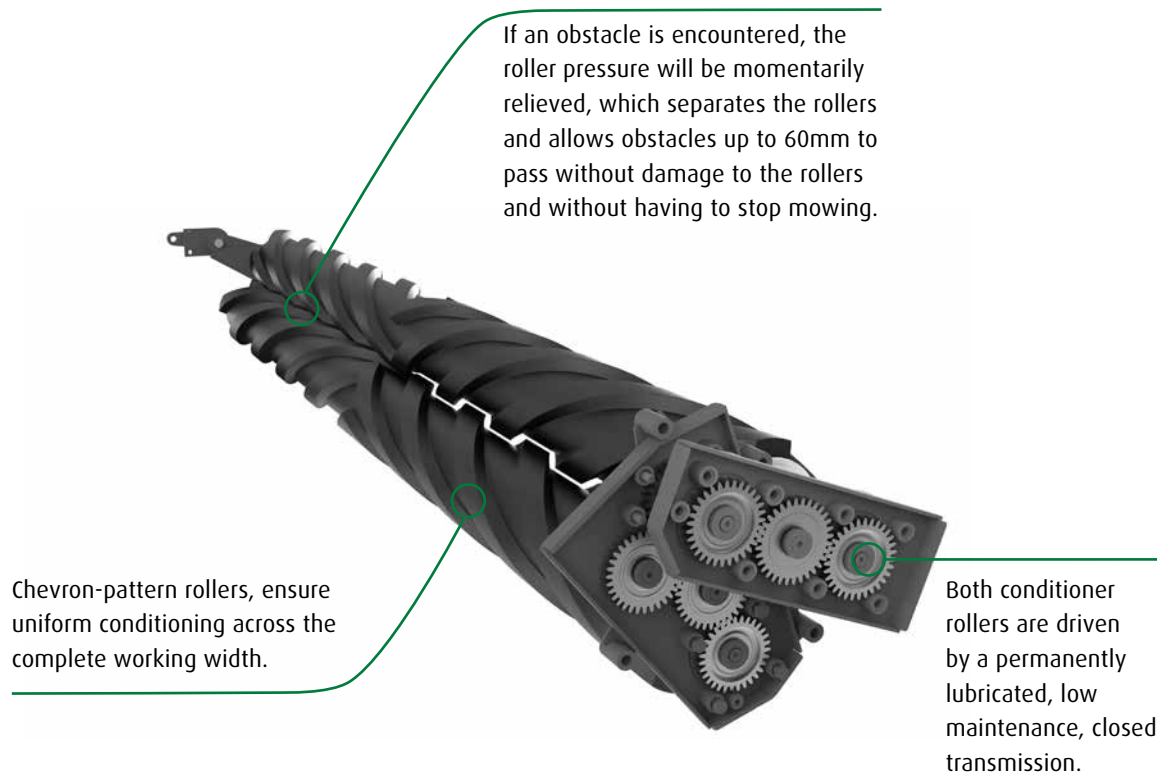
Roller conditioning provides gentle, yet effective handling of fragile crop such as alfalfa or clover. Roller conditioning effectively cracks stems and their wax coating, while still preserving the nutritious leaves. This in turn facilitates an even drying pattern and utilisation of the forage.

### **Chevron Rubber Rollers**

The 225mm diameter wide rubber rollers, made from highly durable polyurethane, are vulcanised onto a steel core. This process guarantees straight rollers that will not twist out of shape, regardless of the force transmitted onto them. The chevron pattern actively directs the crop away from the cutting discs, which enables the best possible cutting quality, while limiting the power requirements needed.



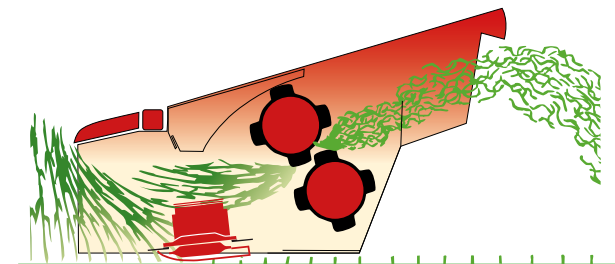
Dual drive of rollers.



### Full-Width Conditioning

The Kverneland machines feature two **full-width chevron**, counter rotating conditioning rollers, with the top roller located further forward than the bottom roller. This unique design ensures **optimised flow of material** from the cutting discs toward the rear, making complicated systems with extra guiding rollers, as seen in other systems, obsolete.

Additionally, the full-width design allows for the distribution of crop into a thinner mat, increasing the amount of crop in contact with the rollers.



The special roller configuration, with the top roller located further forward than the bottom roller, provides outstanding upwards flow of crop. No need for an extra roller.



**QUATTROLINK®**  
Racecar suspension for accurate ground tracking

# KVERNELAND 3300, 5300 AND 5500 SERIES

## NEXT LEVEL MOWING

Producing the best possible roughage in the most efficient way, requires a mower that is made for immediate action. If the moment is there, you have to be ready. You need a machine that gets the job done quickly. At any moment. Under all circumstances.

These mowers have been designed for even more productivity and to handle tougher conditions than ever. With its' accurate ground following ability and highly flexible working range QuattroLink® provides supreme capacity.

### *The Product Range:*



**Front Mounted Mower Conditioners**  
 3.16-3.60m working width  
 SemiSwing or roller conditioner



**Triple Mower Conditioner incl. or excl BX belt**  
 8.75-9.50m working width  
 SemiSwing or roller conditioner



**Rear Mounted Mower Conditioners**  
 3.16-3.60m working width  
 SemiSwing or roller conditioner



**Triple Mower Conditioners incl. or excl. BX belt**  
 9.80-10.20m working width  
 SemiSwing or roller conditioner



# 1

## More Accurate Ground Tracking

---

What makes the QuattroLink® concept unique? The four suspension arms provide the mowing unit with an exceptional flexibility in adapting instantly to demanding ground contours, inviting for higher speed and more productivity. The mowing pattern is highly flexible with a vertical working range of 700mm and a transverse working range of 30°.

# 2

## Better Weight Distribution

---

The QuattroLink® concept is all about providing the best possible ground tracking. The mowing units are hydraulic suspended, with hydraulics integrated directly into the QuattroLink suspension. This provides the optimum weight distribution and protection of field and stubble. Ground pressure remains constant, even when following ground contours up and down.

# QUATTROLINK® RACECAR TECHNOLOGY APPLIED FOR MOWER CONDITIONERS

Do the mowing job better, more accurate and faster with QuattroLink. Our groundbreaking suspension concept provides accurate tracking ability and highly flexible working range to deliver the best mowing performance.



## Faster Mowing Job

---

Like a racecar you want better tracking, the ability to go faster and ability to instantly adjust to changing field conditions. Simply get from A to B in less time. The QuattroLink® suspension concept provides the mowing units with an exceptional flexibility in adaption to demanding field conditions, inviting for higher speed and more output.



## Increased Peace of Mind

---

QuattroLink® suspension concept provides full flexibility in adaption to ground contours. It offers protection across the full working width of mower, including the part closest to the tractor. There are no limiting factors on the inside part of the mower, giving the driver true peace of mind when operating during a long demanding workday.

**QUATTROLINK®**

EXCEPTIONAL FLEXIBILITY

# TAILOR-MADE TO LIFT ACCURACY AND MOWING PERFORMANCE

The QuattroLink® suspension concept has set the standard for efficiency, performance and uptime. It is our high-end suspension concept for the most demanding terrains. With its pulled suspension concept and integrated hydraulics it provides the ultimate solution in accurate ground followings.



### 100% Non-Stop BreakAway

The QuattroLink® suspension provides full protection across the full working width of the mower. Even on the inside part closest to the tractor. When encountering an obstacle in the field the mowing unit will swing backwards and over the obstacle, even on the inside of the mower, and then return it to the original working position. No need to stop – no time lost.



### Integrated Hydraulic Suspension Concept

The mowing units are hydraulically suspended, with the hydraulic integrated directly into the QuattroLink® suspension, right above the mowing unit. This provides the optimum weight distribution and protection of field and stubble. Ground pressure remains constant, even when following ground contour up and down or if the overlap and working width is adjusted on the Vario versions.



### Pulled Suspension Solution

The QuattroLink® suspension directly translate into exceptional ground following ability with its pulled solution. The four suspension arms provide an adaptation range of 400mm upwards and 300mm downwards for accurate tracking.



### No compromises on Flexibility

QuattroLink® is made for the extreme conditions. With its highly flexible working ranges it efficiently adapts to uneven field conditions with a transverse working range of 30°.



Ground pressure is easily set from the tractor seat, hydraulically with an easy to read pressure scale on the mower for clear guidance.



Minimum 500mm ground clearance across the complete mowing unit during headland turns.



Position of the mowing unit can be adjusted infinitely within a 150mm span on the carrying arm, allowing cutting position of the rear mower conditioner to match working width of the front mounted mower conditioner or rear wheels of the tractor.



**VERTICAL**  
transport position with 50/50%  
weight balance.

## EFFECTIVE TRANSPORT ADDS TO A PRODUCTIVE DAY

### Even Weight Balance for High Speed Transport

The complete weight of the mower is spread evenly on both rear tires, with a 50/50% weight balance. This means the tractor is not sliding to one side during transport, providing extremely stable running characteristics of tractor and mower during transport, allowing higher transport speed.

*Your Profit is Made in the Field – Not on the Road*

### Parking, Safe and Sure-Footed

With the integrated parking device, storage of the Kverneland 3300 series is easy and convenient, requiring minimum space during winter storage. The mower is firmly parked on strong and stable parking feet, bringing total height well below 4.00m.





### Easy Change-over for Widespreading

Changing from swathing to widespreading is virtually a one minute job. The swath plates are easily slid to the side and the FlipOver widespreading plate is turned 180°. No tools are required. The Kverneland FlipOver solution provides 100% widespreading across the full working width.

When parked, in working position or during vertical storage the lift arms are always in a horizontal position, making it very easy to mount or dismount the mower from the tractor.



# HYDRAULIC ADJUSTMENT OF OVERLAP

## – MAXIMISE YOUR MOWING CAPACITY

### Unlock the Full Potential of Your Mower

Ensuring the correct overlap between front and rear mower is essential to maximise your mowing job. Too little overlap immediately causes problems when field conditions change. Too generous overlap limits you from utilising the capacity of the mower combination to the maximum, eventually leading to reduced productivity.

### Vario Means More Productivity

Kverneland 3336 MT Vario is fitted with hydraulic SideShift integrated into the carrying arm allowing each mowing unit to move 400mm. To easily compensate for changing field conditions, the adjustable overlap is designed as a telescopic arm, directly into the suspension.

### Comfort Control

The optional ComfortControl joystick of the 3300 series provides the extra comfort of electro hydraulic folding for transport. Easy and simple.



### Adjust on the GO

Adjusting the overlap is quickly done hydraulically from the tractor cab, and the chosen overlap is easily registered from the scale on the suspension arm. Increase overlap when mowing odd sized fields, going around corners or operating on slopes to ensure no stripes are left behind. Reduced overlap on flat and even fields to improve performance and cutting width as much as up to 10%.

### Ground Pressure Remains Constant

During mowing operation the carrying arm always remains even to the ground, giving the mowing unit the freedom to instantly compensate and float across uneven ground contours. The true benefit of the suspension concept is that even though overlap is changed, the chosen ground pressure remains the same. No need to stop and adjust, reset and control the ground pressure before you can go on. Just set the mower to the requested overlap and mow on.



Overlap and effective working width is adjusted hydraulically on Vario model.

*Adjust on the GO – allows you to constantly optimize overlap and productivity*

## DESIGNED TO GET THINGS DONE



### **High Performance Mowing**

The Kverneland 5387 and 5395 triple mowers are designed to make easy work out of the hardest job. These triple mowers offer the ideal combination of capacity and simple operation. They excel in efficient mowing performance with the QuattroLink racecar suspension concept that provides the mowing units with exceptional flexibility in adapting to demanding crop conditions. With an intuitive design these mowers are easily adjusted and set for operation with simple control functions. This is a triple mower that gets the job done.



Kverneland 5387 and 5395 fold into a safe transport position, above 90° for stable weight distribution and importantly to keep the mowing units away from tree tops during transport. The outer guards fold hydraulically into transport position (optional), with no need to leave the tractor cab.



With the integrated parking device, storage is made easy and convenient, requiring a minimum of space during winter storage. The mower is firmly parked on strong and stable parking feet, bringing total height below 4.00m.



Minimum 500mm ground clearance across the complete mowing unit during headland turns. Mowing unit is raised and carrying arm tilted to a 10° angle.



The position of the mowing units can be adjusted infinitely within a 150mm span on the carrying arm to match the working width of the front mounted mower conditioner.



All hydraulic functions are controlled via the tractor valves in combination with a pre-selection PilotBox.



Kverneland 5387 and 5395 are easy to handle and standard operated with a pre-selection PilotBox for (individual) lifting/lowering of mowing units and belts and setting of ground pressure.



## VERSATILE MOWER COMBINATION FOR MORE UPTIME

### The Versatile Mower Solutions

The Kverneland 5387 MT BX and 5395 MT BX are our multi-talented mower solutions with their productive BX swath belts. They come with largely dimensioned swath belts designed for heavy crop volumes and demanding conditions, including heavy first cut silage. The swath belts offer significant possibilities to improve productivity and quality of output. Featuring high-speed belts up to 1500rpm, they can carry high crop volumes and place them into even, narrow swaths.



Optional transport rollers are available to safely park the BX belt when removed for storage.

### Drop Excess Weight

Flexibility is paramount to improve work efficiency. Kverneland 5387 MT BX and 5395 MT BX have the smart option to quickly dismount the two BX belts and park them safely on specially designed transport rollers. Dismounting the BX belts can be done in less than 15 minutes. In this way, you can easily leave unnecessary weight back home when crop merging is not needed.

*Significant possibilities  
- to improve productivity and quality*



The swath belts can be easily disconnected and removed at the moment you don't need them, saving weight and fuel.



One large swath from up to 9.5m working width.



Using one belt to move crop away from field boundaries.



The wide belts allow handling of heavy crop flow.



Swath plates automatically expand when being slid inwards to support efficient and accurate swathing.

### Customize the Output as You Like

Versatility is further enhanced by the three-in-one solution offered by 5387 MT BX and 5395 MT BX, allowing one large swath, three single swaths or full width wide spreading. The standard fitted swath plates are easily slid into position for the desired swath width. If conditions require wide spreading the mower is fitted with spreading vanes that are activated within minutes. No tools are required. The optional FlipOver widespreading solution provides 100% widespreading across the full working width.

*The wide belts allow handling of heavy crop flow*



100% wide spreading with the standard fitted FlipOver spreading vanes.



Three single swaths, easy set with the integrated swath plates.



1. Minimum 500mm ground clearance across the complete mowing unit during headland turns. Mowing unit is raised and carrying arm tilted to a 10° angle.

2. The carrying arm is tilted back to bring the mowing unit into an even position before lowering the mowing unit.

3. Mowing unit is lowered evenly onto the ground without one side touching the ground before the rest of the mower.

# OUR MOST PRODUCTIVE TRIPLE MOWER COMBINATION

## The Evolution Continues

Maximise your mowing capacity with the Kverneland 55100 series with the QuattroLink racecar suspension concept. The 55100 is our most powerful triple mower with 10.2m working width, heavy duty design and strong focus on total cost of ownership. Packed with innovative features such as full ISOBUS control, CurvePilot curve control, hydraulic overlap adjustment and full width BreakAway protection the 55100 is custom-made for long productive working days. But it is the QuattroLink suspension concept and its unique ground following ability that makes this mower combination stand out.

*Weather and field conditions are flexible  
– so your mower conditioner better be the same*

## Efficient Headland Management

Kverneland 55100 is a mower for working with large crop volumes and huge swaths. It provides generous clearance across the complete cutterbar, including the inside area. When lifting the mower on headlands, the mowing unit is raised and the carrying arm is tilted to a 10° angle. This provides the 55100 series with a level ground clearance of minimum 500mm across the full working width.

When lowering the mowing unit the carrying arm is lowered evenly without one side touching the ground before the rest of the mower, avoiding unnecessary stress and wear on mower or field stubble.

## Powerful Combinations

Kverneland 55100 MT/MR + Kverneland 3336 FT/FR:  
10.20m working width

Kverneland 55100 MT/MR + Kverneland 3332 FT/FR:  
9.80m working width



## **CURVEPILOT TACKLES CURVES** WITHOUT LEAVING UNCUT CROP

CurvePilot takes the advantages of hydraulic overlap adjustment to the next level. It is designed to help you maximise capacity during the mowing job and avoid leaving uncut crop behind. CurvePilot is an automatic system that constantly adjusts overlap between front and rear mowing units so you can utilise the working width and capacity to the maximum.





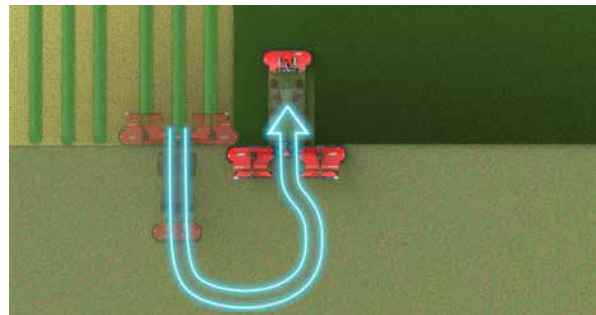
### Vario Means More Productivity

The Vario hydraulic SideShift is integrated into the carrying arm allowing each mowing unit to move 400mm. To easily compensate for changing field conditions, the adjustable overlap is designed as a telescopic arm, directly into the suspension. During mowing operation the carrying arm always remains even to the ground, giving the mowing unit the freedom to instantly compensate and float across uneven ground contours. The true benefit of the suspension concept is that even though overlap is changed, the chosen ground pressure remains the same.



### Full Capacity on Headlands

When mowing the headland you typically position the mowing units with full overlap, reducing working capacity, to avoid leaving stripes in the field. With CurvePilot as standard you can mow at full working width and utilise the maximum capacity of the mower. CurvePilot will automatically choose the correct minimum overlap.



### Avoid Mistakes during Headland Turnings

When mowing A-B lines with a GPS steered solution the tractor can make sudden counter steers when starting again on headlands if you are not hitting the exact starting point of the GPS tracks. When this occurs, CurvePilot immediately increases overlap to compensate and avoid uncut crop during headland start.



### Comfortable Passing Obstacles

When mowing up and down the field you will typically mow with the mowing units at the maximum working capacity, leaving very little overlap between the front and rear mowing units. When driving around obstacles in the field, CurvePilot will automatically adjust the overlap and immediately compensates when you makes turns in the field.

# THIS IS WHERE EFFICIENCY STARTS

## Compact During Transport

55100 folds hydraulically for transport and the telescopic frame arm moves to lowest overlap position, to reach a transport height of only 3.90m and a width below 3.00m. And there is no need to leave the tractor before heading off, the outer protection guard hydraulically folds into transport position (option).



The mower folds into an above 90° transport position, keeping the mowing units away from treetops.



The mower is firmly parked on strong and stable parking feet, bringing total height below 4.00m.

## Parking, Safe and Sure-Footed

With the integrated parking device, storage of the 55100 series is made easy and convenient, requiring a minimum of space during winter storage.



Hydraulic foldable guards for fast conversion for transport is available as option.



Integrated swath plates, easily adjusted to correct swath width.



Changing from swathing to widespreading is virtually a one minute job.



The swath plates are easily slid to the side and the FlipOver widespreading vanes are turned 180°. No tools are required.

## DESIGNED FOR VERSATILITY

### Shape the Swath As You Want

Kverneland BX is designed to **handle more tasks than ever before**. Working in heavy first cut crop, combined with a narrow pick-up width of the following machine, may cause challenges in getting the swath narrow enough. Kverneland BX offers the possibility of **positioning the swath belt in different operating heights**, to deliver the crop on top of the swath made by the front mower, to make a narrow and box shaped swath.



Kverneland BX can deliver the crop at different working height.

Delivery height is set by lowering or raising the belt **hydraulically on-the-go**. This allows the full-width 3m BX belts to deliver swaths that are directly suited for loader wagons.

With the new **dual adjustable conditioner plate**, efficient crop flow towards the swath belt is easily set. The Kverneland 55100 provides a unique opportunity to adjust the conditioner plate at both front and rear ends, to **optimise crop flow** towards the belts for efficient swath formation, without leaving any material behind.



When using one belt only, speed is reduced to avoid crop being placed too far across the middle.



### **Belt Speed Automatic Adjustment**

Kverneland BX automatically does the job of adjusting belt speed to working width, for the same uniform swath width, regardless of position of mowing units. If the mowing units are sideshifted to adjust overlap, the speed of the belts immediately adjusts, to compensate for the change in throwing distance needed. When increasing the overlap for mowing around corners, belt speed is lowered to ensure that crop is placed as intended.

*Dismount BX Belts in less than 10 minutes*

### **Master Headlands**

When the mowing units are activated for headland lift, an integrated belt boost automatically speeds up, to empty the belts before they are raised, leaving a clean and tidy headland. Furthermore the AutoStop is activated once belts are raised, automatically stopping them until mowing units are lowered again, keeping fuel consumption low.



An integrated belt boost function automatically kicks in, to empty belts before raised.



AutoStop function of the BX belt is activated when raised on headland to reduce fuel consumption.

## QUICK RELEASE OF SWATH BELTS

### – DROP 600KG IN LESS THAN 10 MINUTES

#### Drop Excess Weight

During working days, where crop merging is not required, the BX belts are normally raised into an inactive position, turning into unnecessary extra weight on the mower. The weight of the Kverneland BX belts are in total 600kgs – heavy to carry – adding unnecessary cost to the fuel bill.

*Go all in on Versatility  
with the BX swath belt solution*

#### Swath Belt Quick Coupler

With the new optional quick-coupler solution, it is now possible to dismount the two BX belts in less than 10 minutes and park them safely on specially designed transport rollers. When disconnected, the BX belts automatically disappears from the terminal screen.

#### Optimise From Day To Day

This gives you the option of deciding from day to day, when work schedule is ready, if belts are needed or not. All it takes are three simple steps – no tools required!





One large swath from 10.20m working width.



Using one belt to move crop away from field boundaries.



100% wide spreading with the standard fitted FlipOver spreading vanes.



Three single swaths, easy set with the integrated swath plates.



Slide the purpose-built transport rollers onto the BX-belt and remove the connection pin.



Disconnect the power cable and all hydraulic connections to BX belt with one single lever.



Lower the mowing units and the BX belt automatically comes off.

## SIMPLE, INTELLIGENT CONTROLS EXCELLENT OVERVIEW



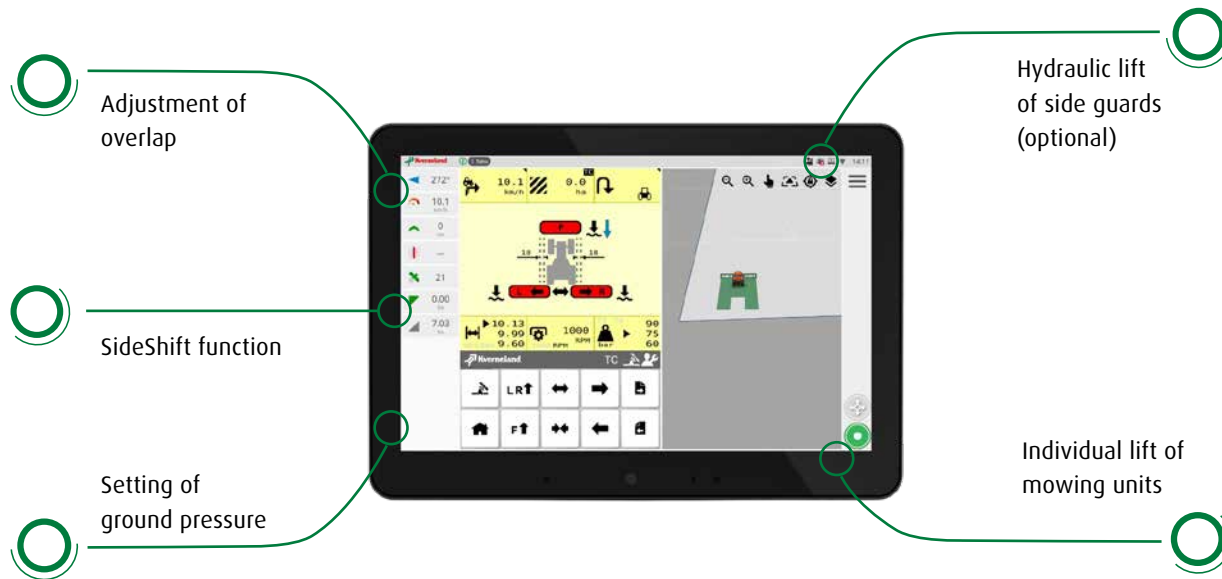
### **Portus Terminal – Easy Operation during Long Work Days**

The Portus terminal provides handy and ergonomically friendly control that simplifies machine operation. With integrated joystick the Portus comes in a compact size, making it easy to place right next to the operator, so it is ergonomically well positioned for long days of operation. A small screen integrated into the joystick always keeps the tractor driver informed about the chosen operation.

### **IsoMatch Grip Joystick**

The 55100 series can be controlled directly by the ISOBUS-tractor via its tractor-terminal. And if it's equipped with an ISOBUS-joystick this is possible too. If not available from the tractor, KvG offers an ISOBUS joystick to make the mowing job more comfortable.

*Ergonomically friendly controls  
that simplify machine operation*



### Tellus 1200 and 700 Terminals

The Tellus 1200 terminal takes precision farming to the next level – combining smart control features with a powerful all-in-one system. With customisable multi-screen functionality and a new day/night display mode, it boosts efficiency and keeps your implements performing at their best season after season.

Tellus 700 delivers powerful single-screen control, flexible licensing, and smooth in-field integration – combining precision, efficiency, and performance in perfect balance.



### Portus Terminal

Main functions, such as headland lift, adjustment of overlap and setting of ground pressure are easily operated by simply moving the joystick up and down. Portus can be used as separate terminal for non-ISOBUS tractors or in combination with the tractors ISOBUS terminal for easy and convenient operation.



### IsoMatch Grip Joystick

The IsoMatch Grip is a fully ISOBUS-joystick that can be programmed to your exact personal preference. Every individual function of the mower (lifting of individual units, ground pressure, belt control etc.), can be assigned to a button on your IsoMatch Grip, so you are always in full control.

### IsoMatch Tellus Pro Terminal

The IsoMatch Tellus Pro is a virtual terminal combining two Interface screens in one terminal. The 12" touch screen offers ergonomic use and is designed for clear viewing during long days of operation.

## SMART FEATURES TO STAY ON TOP OF THINGS



Dual adjustment of conditioner plate to customise to crop intensity.



Integrated swath plates, easily adjusted to correct swath width.



Stubble height adjustment is integrated into the suspension linkage.

### **Dual Adjustment of Conditioner Hood**

Both 3332 FT and 3336 FT feature **dual adjustment of conditioner hood**. The new conditioner hood can be adjusted at both front and rear end to customize the conditioner to crop intensity. The **build-in swath plates** are easily set for swathing or spreading with no need to dismount for wide spreading.

### **Built-In Swath Plates**

Changing from spreading to swathing or adjusting the swath width to crop conditions is done in seconds. The swath plates automatically expand when being slid inwards to support **efficient and accurate swathing**, and there is no need to dismount them to achieve full width spreading.






Excellent down and upwards ground following ability of 250mm and 420mm respectively.

### ProLink for Exceptional Adaptation

The ProLink suspension design allows a transverse adaptation of 24° along with a total vertical working range of 670mm. If an obstacle is encountered, the ProLink will automatically lift the mower up and back, for maximum protection of cutterbar and machine.



# ADDING EFFICIENCY TO ANY FARMING BUSINESS



① **Dual adjustment** of conditioner plate

② **Stubble height adjustment**  
integrated into suspension

③ **ProLink** three-dimensional ground tracking

④ **Non-Stop breakback** protection of cutterbar

⑤ **Maintenance-friendly design**  
with focus on operator comfort



Easy access for inspection and service. The complete front opens to a vertical position via a hydraulic cylinder.

### Get the Most Out of Your Setup

The new range of front mounted mower conditioners from Kverneland brings new options to its line of 3300 series mower conditioners. The 3300FT/FR series features a host of new improvements to bring operator comfort to a higher level. The complete mower is designed for easy servicing and the low maintenance PTO shaft only required one seasonal greasing.

*The new improvements bring operator comfort to a higher level.*

### Easy Inspection

To make routine maintenance and daily inspection check quick and efficient, the design of the front plate has improved, allowing complete access to the cutterbar. When lifted up, the front plate stays in position by a hydraulic cylinder.



Generous ground clearance for headland turns of 420mm to pass large swaths without damaging them.




One-touch parking handle, to lock and prepare the machine for dismounting.



Parking foot is easily activated and keeps the mower in level position when parked.



Hydraulic folding of FlexProtect guards (optional).



**LOW**  
weight design

**CENTRE**  
suspended mowing unit

**NONSTOP**  
BreakBack protection of cutterbar

## KVERNELAND 3200, 3600 AND 5000 SERIES

### EASY TO OPERATE FOR MORE UPTIME

The Kverneland 3200 and 5000 series have been designed with ease of operation in mind. They are efficient, yet uncomplicated mowers purpose built to lower operating costs in terms of power and fuel consumption. These mowers are packed with features that matter, giving them the professional characteristics needed when adjusting the machine for changing conditions.

#### *The Product Range:*



#### **Rear Mounted Mower Conditioners**

2.40-2.81-3.16m working width  
SemiSwing or roller conditioner



#### **Triple Mower Conditioners**

8.75m working width  
SemiSwing conditioner



#### **Front Mounted Mower Conditioners**

2.81-3.16-3.60m working width  
SemiSwing or roller conditioner

## EFFICIENT SUSPENSION CONCEPT KEEPS TRACK OF DEMANDING FIELD CONDITIONS



**1 Non-Stop BreakBack**  
When encountering an obstacle in the field, the mowing unit will swing backwards and over the obstacle, and then automatically return to the original working position.

**2 Centre Suspended Mowing Unit**  
The mowing units are centre suspended via a suspension spring, to give an even weight distribution across the complete mower width.

**3 Adjustment of Ground Pressure on the GO**  
The mowers can be provided with hydraulic setting of ground pressure, easy to adjust, even on the go.

**4 Two Mounting Options**  
To ensure optimal overlap between front and rear units, the mowing units can be mounted in two positions on the suspension arm.

**5 Low weight Solutions**  
Eco-friendly solutions with low weight requiring a minimum of horse power and fuel consumption.

**6 Vertical Transport**  
The Kverneland 3200 series is folded into a vertical transport position for excellent weight distribution. The Kverneland 5087 MN will fold inside above 90°.



### Protection of the Cutterbar

Kverneland 3200 series and 5087 MT are all fitted with the Kverneland **NonStop BreakBack** system to protect the cutterbar. The integrated NonStop BreakBack system will protect the cutterbar from foreign obstacles. If an obstacle is hit in the field the mowing unit will swing backwards and up. This gives **maximum protection** of the cutterbar.

### Effortless Protection

There is **no need to stop** - or even to reverse the tractor to get the mowing unit into working position again. When engaged the spring loaded design ensures that the Kverneland NonStop BreakBack system **automatically returns** the cutting unit to its' original working position.

### Improve Efficiency on the GO

This feature provides **easy and simple setting of ground pressure**. For greater operator comfort, ground pressure of the large suspension spring is set hydraulically from the tractor cab. Easy to adjust, even on the go.

It is in fact a very simple and clever solution to an important challenge in optimising the mowing job. The chosen ground pressure level is conveniently registered from the easy-to-read scale. Accurate setting of ground pressure adds to significantly better working result and reduction of fuel consumption, as a mower with correct ground pressure is easier to pull, requiring less power and fuel.



Two mounting positions of cutterbar on suspension for optimal overlap.



Centre suspension for even weight distribution across the entire working width.



The large compensating spring ensures excellent flotation across the full mower width.



Work smarter on the Go. Hydraulic setting of ground pressure.



Optional parking stand for easy, compact storage.

## CLEVER MACHINES WITH PROFESSIONAL CHARACTERISTICS

### Compact in Size – Massive in Features

Kverneland offers 4 centre mounted mower conditioners, in working widths of 2.40, 2.80 and 3.16m. The 3200 series offers two conditioner rotor speeds, 600 and 900rpm, which can be easily changed by simply switching pulleys, to adapt to different conditioning requirements. At low conditioner speed, fuel consumption is minimised.



Quick change from swathing to widespreading.

### Different Conditioning Systems

These machines are available with either roller or SemiSwing conditioner. The roller version offers gentle, yet effective roller conditioning of fragile crop.

SemiSwing offers a very aggressive conditioning effect while still offering excellent tine protection and virtually no wear and tear.



Vertical transport solution.

### 540 or 1000 rpm Gearbox

The machines also offer a large degree of operating adaptability, as they are factory fitted with the option of being operated with either 540 or 1000rpm. It requires no additional accessory. All that is needed is to turn the main gearbox on the suspension 180°.

### Vertical Transport Solution

The low gravity point during transport, with the weight of the mower close to the tractor, provides an excellent weight distribution, even during high speed road transport, and the machine is fixed by the hydraulic lifting arm. In addition, transport height is limited, so passing through narrow gateways or under bridges is not a problem. Another benefit is that the hydraulic cylinder also supports quick lifting of the mower from working to headland position.

## 8.75M WORKING WIDTH

### MOWING MORE WITH LESS

#### Easy to Operate for More Uptime

The Kverneland 5087 MT is a combination that provides efficient performance with its 8.75m working width, paired with a **low weight design** and power requirements starting at only 150hp. Equipped with 2 x 3.16m mowing units, both fitted with 8 round discs the Kverneland 5087 MT is geared for **productive work days**.



SemiSwing steel tine conditioner.





## HYDRAULIC

adjustment of ground pressure  
optionally available.

8.75M working width  
with low weight design.



## OPTIMISES ON PRODUCTIVITY AND PROFITABILITY



Large suspension springs, optionally with hydraulic setting of ground pressure.



Ample clearance during headland turns.



Vertical transport position.

### The Features that Matter

The Kverneland 5087 MT is **packed with features** that matter, giving it the professional characteristics needed when adjusting the machine for changing conditions. Wide spreading is fitted as standard and conditioner speed can be set at either 600 or 900rpm. To ensure optimal overlap between front and rear units, the mowing units can be mounted in two positions on the suspension arm.

### Vertical Transport Position


For transport the mower folds into a compact position well behind the tractor. The folding design ensures that the weight is distributed evenly, with the weight of the mower close to the tractor. Transport height is well below 4.00m.

### Parking, Safe and Sure-Footed

With the **integrated parking device**, storage of the Kverneland 5087 MT is easy and convenient, requiring minimum space during winter storage. The mower is firmly parked on strong and stable parking feet, bringing total height below 4.00m.



## FLOATING SUSPENSION DESIGN - EFFICIENCY AS STANDARD



**1 Vertical Adaptation**  
The innovative suspension design allows a transverse adaption of 24°.

**2 ActiveLift**  
ActiveLift ensures maximum protection of the cutterbar during operation. If hitting an obstacle the mower will move back and up.

**3 Floating Suspension**  
Floating suspension concept with three-dimensional adaption. Excellent down and upwards ground following ability of 250mm and 420mm respectively.


**4 Excellent Stability**  
Suspension springs are moved further outwards for better side stability and even ground pressure.

**5 Excellent Visibility**  
Excellent visibility during transport and work. The design of the suspension provides an undisturbed view.

**6 Full Range for Any Combination**  
Covering 2.8, 3.2 or 3.6m, with roller or SemiSwing steel tine conditioner, the Kverneland 3600 series includes a mower that will go into any combination to optimise productivity.



The cutterbar will move back and up, due to the geometry of the suspension.



Tension in the ground pressure springs increases, adding additional lift and the angle of the cutterbar repositions from 4° downwards to horizontal.

### Floating Suspension with Three-Dimensional Adaptation

The Kverneland ActiveLift system ensures maximum protection of the cutterbar during operation. If hitting a stone or foreign obstacle, a three-fold action takes place simultaneously.

The suspension design has been redesigned to offer even better flotation and more even ground pressure. The two large suspension springs have been moved further outwards to provide better side stability, which is reflected in optimum protection of the stubble and far less skid wear.

The moving pattern of the machines is extremely flexible, allowing downwards movements of 250mm and upwards of 420mm. In addition an innovative suspension design allows a transverse adaptation of 24°. This ensures excellent adaptation to uneven ground contours and higher reachable speed.



Vertical adaptation of 24° to adjust to uneven fields.



Excellent down- and upwards ground following ability of 250mm and 420mm respectively.



# EFFICIENT FRONT MOWERS

## – VERSATILITY EXEMPLIFIED

### A Professional Solution

Kverneland 3600 series is characterised by an improved design of the suspension and **accurate ground followings**. In addition the Kverneland cutterbar, with improved cutting performance, and a choice of either the SemiSwing steel tine or chevron roller conditioning is fitted onto these machines.

The SemiSwing concept is based on **high quality steel tines** with low wear and high resistance, and has proven to have significantly reduced maintenance costs.

In addition these machines are fitted with a variable conditioner rotor speed, to **adapt to varying crop conditions** - All features making this machine a very professional solution.

Kverneland 3632 FR and 3636 FR are equipped with full width chevron rollers, quickly taking the cut crop off the cutting discs and providing **gentle and effective conditioning of fragile crops** like lucerne/alfalfa, reducing leaf loss to a minimum.

### Easy Operation

Substantial efforts have been made to make daily operation as easy as possible. The clever design of the suspension creates an **undisturbed view of the entire mowing area** and excellent overview during transport.



Compact design for good overview during transport and operation.



Foldable sideguards ensure narrow transport width.

# ORIGINAL PARTS & SERVICE

## LET'S FOCUS ON YOUR BUSINESS

ORIGINAL  
PARTS

- 
- ① LONG LASTING, HIGH QUALITY SPARE PARTS
  - ② OVER 100 YEARS OF PARTS KNOWLEDGE
  - ③ SUPPORT FROM A WIDE NETWORK OF DEALERS
  - ④ 24/7 SPARE PARTS SERVICE
  - ⑤ HIGHLY SKILLED DEALER TECHNICIANS

# MYKVERNELAND

## SMARTER FARMING ON THE GO

### A personalised online platform tailored to your machine needs

With MYKVERNELAND you will benefit from easy access to Kverneland's online service tools.

Receive first hand access to information on future developments and updates, operator and spare part manuals, FAQs and local VIP offers. All information is gathered in one place.



REGISTER YOUR PRODUCT NOW:  
**MY.KVERNELAND.COM**

# TECHNICAL DATA

	Rear Mounted Mower Conditioners			
Model	3224 MT	3228 MT	3228 MR	3232 MT
Conditioner	SemiSwing	SemiSwing	Roller Cond.	SemiSwing
<b>Dimensions &amp; Weight</b>				
Working width m(ft)	2.40 (7'11")	2.81(9'3")	2.81(9'3")	3.16(10'4")
Transport width m(ft)	1.90(6'3")	2.10(6'11")	2.10(6'11")	3.00(9'8")
Weight appr. Kg(lbs)	1025(2260)	1105(2437)	1230(2712)	1195(2635)
<b>Attachment to Tractor</b>				
PTO (rpm)	540/1000	540/1000	540/1000	540/1000
PTO power req. Min (KW/hp)	50/70	60/80	60/80	66/90
No of hydr. Outlets	1D	1D	1D	1D
<b>Operation</b>				
Number of discs	6	7	7	8
Disc (rpm)	3000	3000	3000	3000
Stubble height (mm)	30-60	30-60	30-60	30-60
Cond. Rotor speed	900/600	900/600	950	900/600
<b>Optional Equipment</b>				
Wide Spreading Vanes	●	●	●	●
FlipOver Wide Spreading	-	-	-	-
Swath Belt	-	-	-	-
High Skids 20/40/60/80 mm	○/○/○/○	○/○/○/○	○/○/○/○	○/○/○/○
Kit, Hydraulic Adjustment of Ground Pressure	○	○	○	○
Throwing Wings for Difficult Crop	○	○	○	○
ProFit - Quick Change of Blades	○	○	○	○
Hydraulic Foldable Side Guards	-	-	-	-
Dual Adjustment of Conditioner Hood	-	-	-	-

- Standard equipment
- Option
- Not available

	Triple Mower Conditioners					
Model	5087 MT	5387 MT	5387 MR	5387 MT BX	5395 MT	5395 MR BX
Conditioner	SemiSwing	SemiSwing	Roller Cond.	SemiSwing	SemiSwing	Roller Cond.
<b>Dimensions &amp; Weight</b>						
Working width m(ft)	8.75(28'9")	8.75 (28'9")	8.75 (28'9")	8.75 (28'9")	9.50 (31'2")	9.50(31'2")
Transport width m(ft)	3.00(9'8")	2.8 (9'2")	2.8 (9'2")	2.8 (9'2")	2.8 (9'2")	2.8 (9'2")
Weight appr. Kg(lbs)	2375(5237)	3015 (6648)	3075 (6780)	3575 (7883)	3160 (6968)	3775 (8324)
<b>Attachment to Tractor</b>						
PTO (rpm)	1000	1000	1000	1000	1000	1000
PTO power req. Min (KW/hp)	110/150	132/180	132/180	154/210	155/210	180/240
No of hydr. Outlets	2d	2D	2D	2D, 1S, 1FR	2D	2D, 1S, 1FR
<b>Operation</b>						
Number of discs	2x8	2x8	2x8	2x8	2x9	2x9
Disc (rpm)	3000	3000	3000	3000	3000	3000
Stubble height (mm)	30-60	30-60	30-60	30-60	30-60	30-60
Cond. Rotor speed	900/600	550/1000	1000	550/1000	550/1000	550/1000
ISOBUS Compatibility	-	-	-	-	-	-
Non-ISOBUS Portus Joystick	-	-	-	-	-	-
ISOBUS Portus Joystick	-	-	-	-	-	-
IsoMatch Tellus, Tellus Pro, Go, Go+	-	-	-	-	-	-
<b>Optional Equipment</b>						
Wide Spreading Vanes	●	○	○	○	○	○
FlipOver Wide Spreading	-	○	○	○	○	○
Swath Belt	-	○	○	●	○	●
High Skids 20/40/60/80 mm	○/○/○/○	○/○/○/○	○/○/○/○	○/○/○/○	○/○/○/○	○/○/○/○
Kit, Hydraulic Adjustment of Ground Pressure	○	-	-	-	-	-
Throwing Wings for Difficult Crop	○	○	○	○	○	○
ProFit - Quick Change of Blades	○	○	○	○	○	○
Hydraulic Foldable Side Guards	-	○	○	○	○	○
Dual Adjustment of Conditioner Hood	-	●	-	●	●	●

# TECHNICAL DATA

	Triple Mower Conditioners			
Model	55100 MT	55100 MT BX	55100 MR	55100 MR BX
Conditioner	SemiSwing	SemiSwing	Roller Cond.	Roller Cond.
<b>Dimensions &amp; Weight</b>				
Working width m(ft)	9.80/10.20 (32'2"/33'5")	9.80/10.20 (32'2"/33'5")	9.80/10.20 (32'2"/33'5")	9.80/10.20 (32'2"/33'5")
Transport width m(ft)	2.90(9'6")	2.90(9'6")	2.90(9'6")	2.90(9'6")
Weight appr. Kg(lbs)	3200(7056)	3830(8445)	3340(7365)	3970(8754)
<b>Attachment to Tractor</b>				
PTO (rpm)	1000	1000	1000	1000
PTO power req. Min (KW/hp)	155/210	180/240	155/210	180/240
No of hydr. Outlets	LS	LS	LS	LS
<b>Operation</b>				
Number of discs	2x9	2x9	2x9	2x9
Disc (rpm)	3000	3000	3000	3000
Stubble height (mm)	30-60	30-60	30-60	30-60
Cond. Rotor speed	1000/700	1000/700	950	950
ISOBUS Compatibility	●	●	●	●
Non-ISOBUS Portus Joystick	○	-	○	-
ISOBUS Portus Joystick	○	○	○	○
IsoMatch Tellus, Tellus Pro, Go, Go+	○	○	○	○
<b>Optional Equipment</b>				
Wide Spreading Vanes	-	-	-	-
FlipOver Wide Spreading	●	●	●	●
Swath Belt	○	●	○	●
High Skids 20/40/60/80 mm	○/○/○/○	○/○/○/○	○/○/○/○	○/○/○/○
Kit, Hydraulic Adjustment of Ground Pressure	-	-	-	-
Throwing Wings for Difficult Crop	○	○	○	○
ProFit - Quick Change of Blades	○	○	○	○
Hydraulic Foldable Side Guards	○	○	○	○
Dual Adjustment of Conditioner Hood	●	●	●	●

	Rear Mounted Mower Conditioners				Front Mounted Mower Conditioners			
Model	3332 MT	3332 MR	3336 MT	3336 MT Vario	3332 FT	3332 FR	3336 FT	3336 FR
Conditioner	SemiSwing	Roller Cond.	SemiSwing	SemiSwing	SemiSwing	Roller Cond.	SemiSwing	Roller Cond
<b>Dimensions &amp; Weight</b>								
Working width m(ft)	3.16(10'4")	3.16(10'4")	3.60(11'8")	3.60(11'8")	3.16(10'4")	3.16(10'4")	3.60(11'8")	3.60(11'8")
Transport width m(ft)	3.00(9'8")	3.00(9'8")	3.00(9'8")	3.00(9'8")	3.00(9'8")	3.00(9'8")	3.35(11')	3.35(11')
Weight appr. Kg(lbs)	1480(3263)	1510(3330)	1525(3363)	1585(3495)	1250(2756)	1340(2955)	1385(3054)	1445(3186)
<b>Attachment to Tractor</b>								
PTO (rpm)	1000	1000	1000	1000	1000	1000	1000	1000
PTO power req. Min (KW/hp)	66/90	66/90	90/120	90/120	56/75	56/75	60/80	60/80
No of hydr. Outlets	2D	2D	2D	3D	1S	1S	1S	1S
<b>Operation</b>								
Number of discs	8	8	9	9	8	8	9	9
Disc (rpm)	3000	3000	3000	3000	3000	3000	3000	3000
Stubble height (mm)	30-60	30-60	30-60	30-60	30-60	30-60	30-60	30-60
Cond. Rotor speed	1000/700	950	1000/700	1000/700	1000	950	1000	950
<b>Optional Equipment</b>								
Wide Spreading Vanes	○	○	○	-				
FlipOver Wide Spreading	○	○	○	●				
Swath Belt	-	-	-	-				
High Skids 20/40/60/80 mm	○/○/○/○	○/○/○/○	○/○/○/○	○/○/○/○	○/○/○/○	○/○/○/○	○/○/○/○	○/○/○/○
Kit, Hydraulic Adjustment of Ground Pressure	-	-	-	-	-	-	-	-
Throwing Wings for Difficult Crop	○	○	○	○	○	○	○	○
ProFit - Quick Change of Blades	○	○	○	○	○	○	○	○
Hydraulic Foldable Side Guards	○	○	○	○	○ (1D)	○ (1D)	○ (1D)	○ (1D)
Dual Adjustment of Conditioner Hood	●	●	●	●	●	●	●	●

# TECHNICAL DATA

	Front Mounted Mower Conditioners				
Model	3628 FT	3632 FT	3632 FR	3636 FT	3636 FR
Conditioner	SemiSwing	SemiSwing	Roller Cond.	SemiSwing	Roller Cond.
<b>Dimensions &amp; Weight</b>					
Working width m(ft)	2.81(9'3")	3.16(10'4")	3.16(10'4")	3.60(11'8")	3.60(11'8")
Transport width m(ft)	2.70(8'9")	3.00(9'8")	3.00(9'8")	3.40(11'2")	3.40(11'2")
Weight appr. Kg(lbs)	1160(2558)	1250(2756)	1320(2911)	1475(3252)	1500(3305)
<b>Attachment to Tractor</b>					
PTO (rpm)	1000	1000	1000	1000	1000
PTO power req. Min (KW/hp)	50/70	60/80	60/80	66/90	66/90
No of hydr. Outlets	1S	1S	1S	1S	1S
<b>Operation</b>					
Number of discs	7	8	8	9	9
Disc (rpm)	3000	3000	3000	3000	3000
Stubble height (mm)	30-60	30-60	30-60	30-60	30-60
Cond. Rotor speed	900/600	900/600	950	900/600	950
<b>Optional Equipment</b>					
High Skids 20/40/60/80 mm	○/○/○/○	○/○/○/○	○/○/○/○	○/○/○/○	○/○/○/○
Kit, Hydraulic Adjustment of Ground Pressure	-	-	-	-	-
Throwing Wings for Difficult Crop	○	○	○	○	○
ProFit - Quick Change of Blades	○	○	○	○	○
Hydraulic Foldable Side Guards	-	-	-	-	-
Dual Adjustment of Conditioner Hood	-	-	-	-	-

- Standard equipment
- Option
- Not available

Information provided in this brochure is made for general information purposes only and for worldwide circulation. Inaccuracies, errors or omissions may occur and the information may thus not constitute basis for any legal claim against Kverneland Group. Availability of models, specifications and optional equipment may differ from country to country. Please consult your local dealer. Kverneland Group reserves the right at any time to make changes to the design or specifications shown or described, to add or remove features, without any notice or obligations. Safety devices may have been removed from the machines for illustration purposes only, in order to better present functions of the machines. To avoid risk of injury, safety devices must never be removed. If removal of safety devices is necessary, e.g. for maintenance purposes, please contact proper assistance or supervision of a technical assistant. © = trade mark protection in the EU. © Kverneland Group Kerteminde AS



**WHEN FARMING MEANS BUSINESS**

[kverneland.com](https://kverneland.com)